


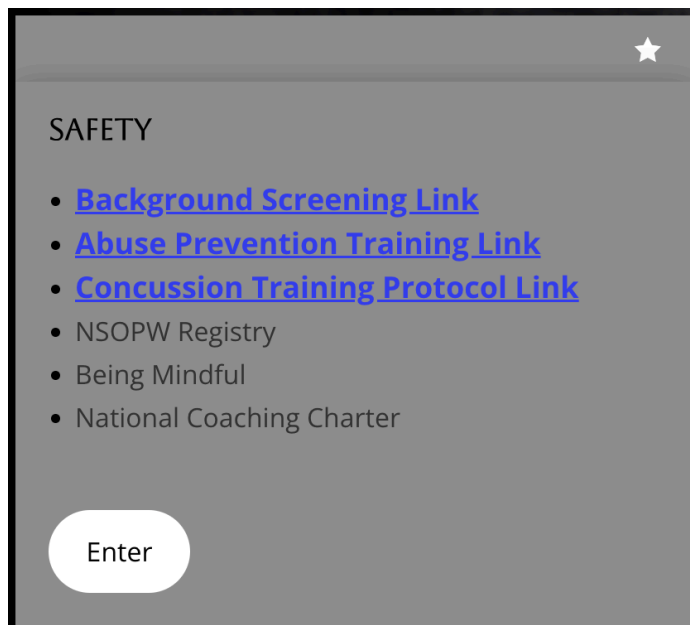
Complete NGA Abuse Training:

Follow the below steps to complete the NGA Abuse Training.

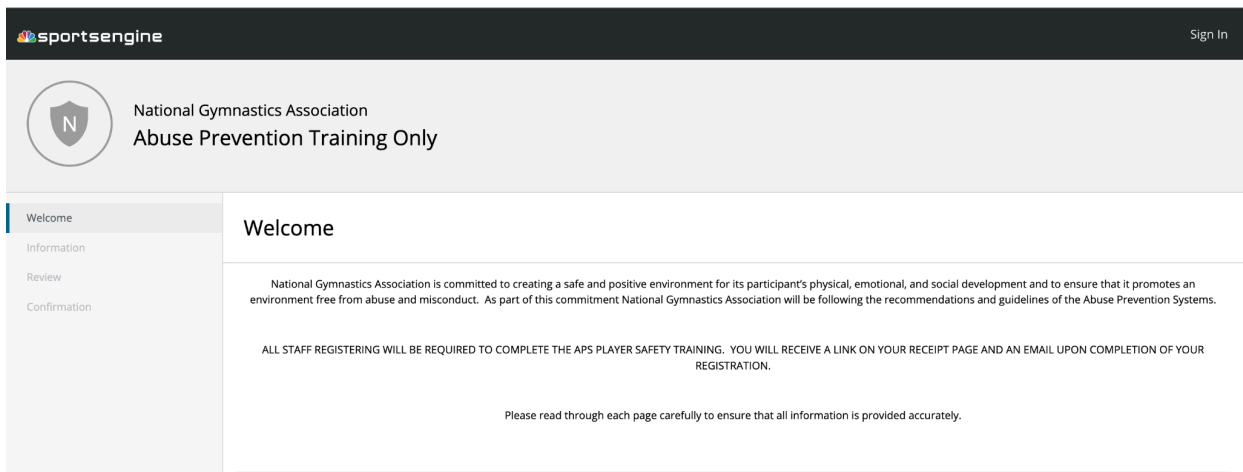
1. Navigate to the NGA website: <https://nationalgym.org/>, scroll down and click on the section labeled '**Safety**':



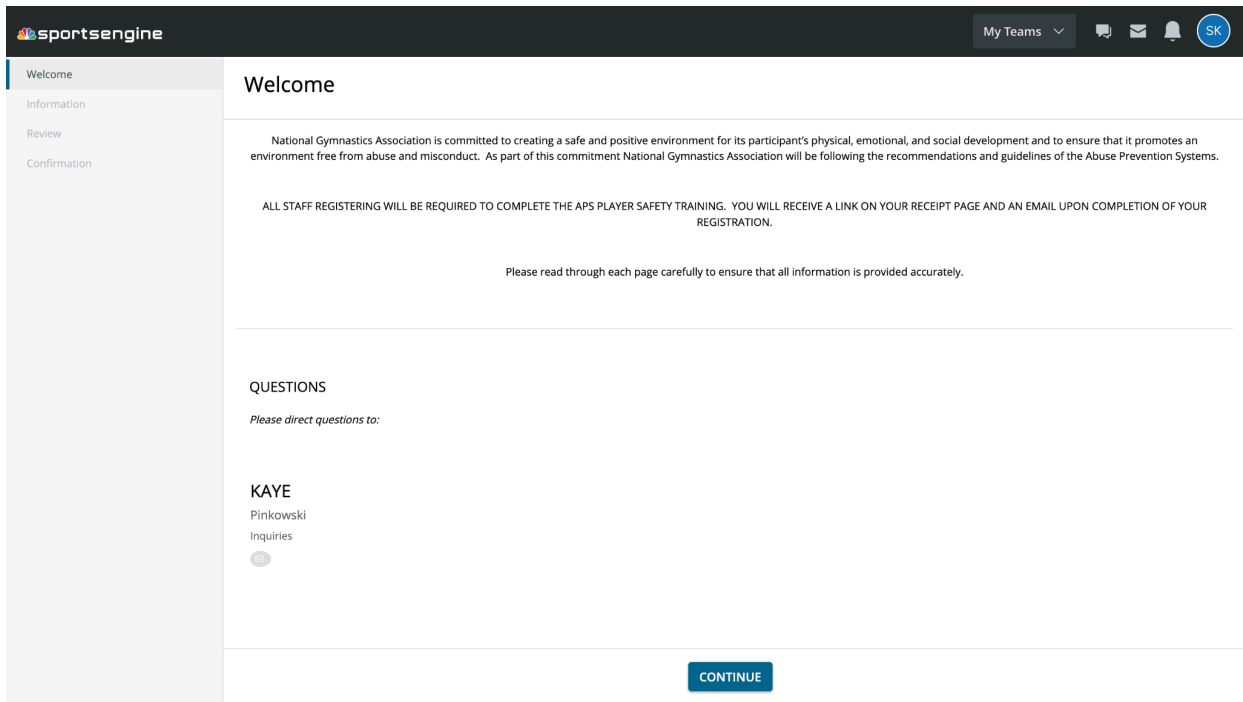
2. Click on the '**Abuse Prevention Training Link**':



3. You will be redirected to the NGA Sports Engine page, click on '**Sign In**' in the upper right hand corner.



4. Once signed in scroll down and click on **'Continue'**:



5. You will be prompted to enter information to register.
 - a. Once you complete the registration you will receive an email prompting you to **'COMPLETE APS TRAINING'**.
 - b. Click on the button and the abuse prevention training will open in a new browser tab or window.

You must complete your Abuse Prevention Systems Training in order to participate in National Gymnastics Association. You can access your training by clicking the button below or visiting your [SportsEngine Account](#).

COMPLETE APS TRAINING

6. Click on the play button to start the training and review each section.
7. Once you have completed each section, check the box to confirm you watched all the videos and then click on '**Take quiz**'.
8. Upon receiving a passing grade, download your certificate in order to upload the certificate to your profile on scoreflippers.